



COVID-19 Update

#KeepKidsLearning



UNITING TALENT & PASSION

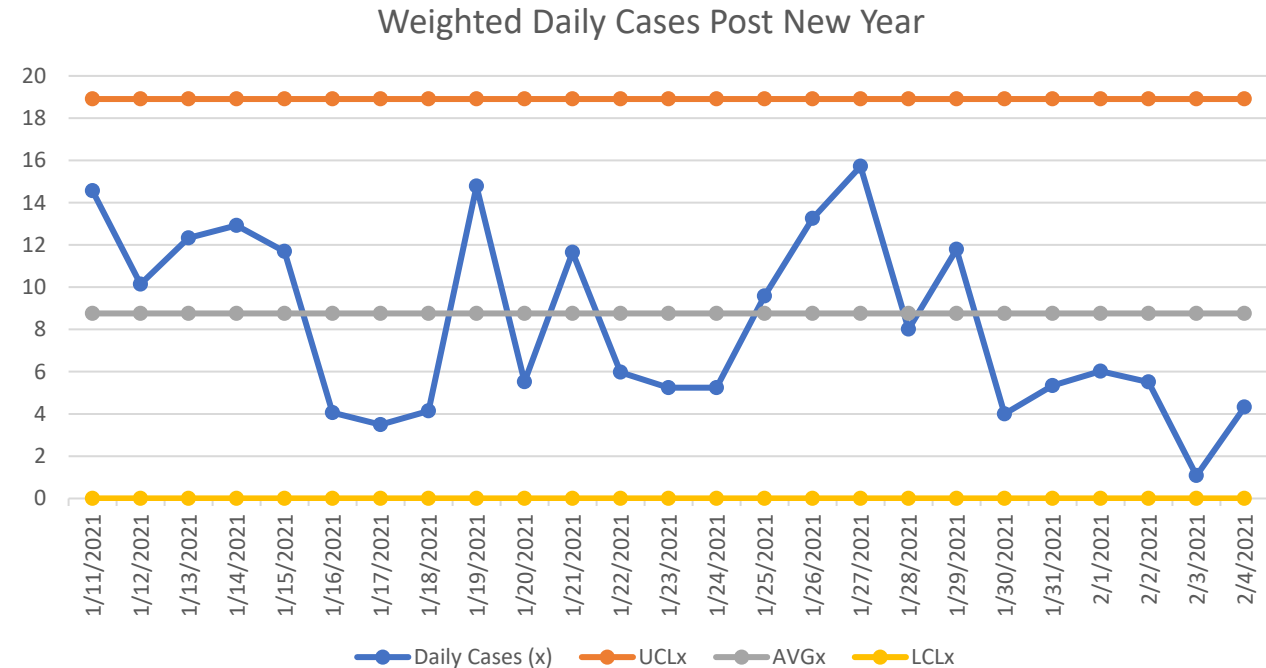


Every
Child
Without
Exception



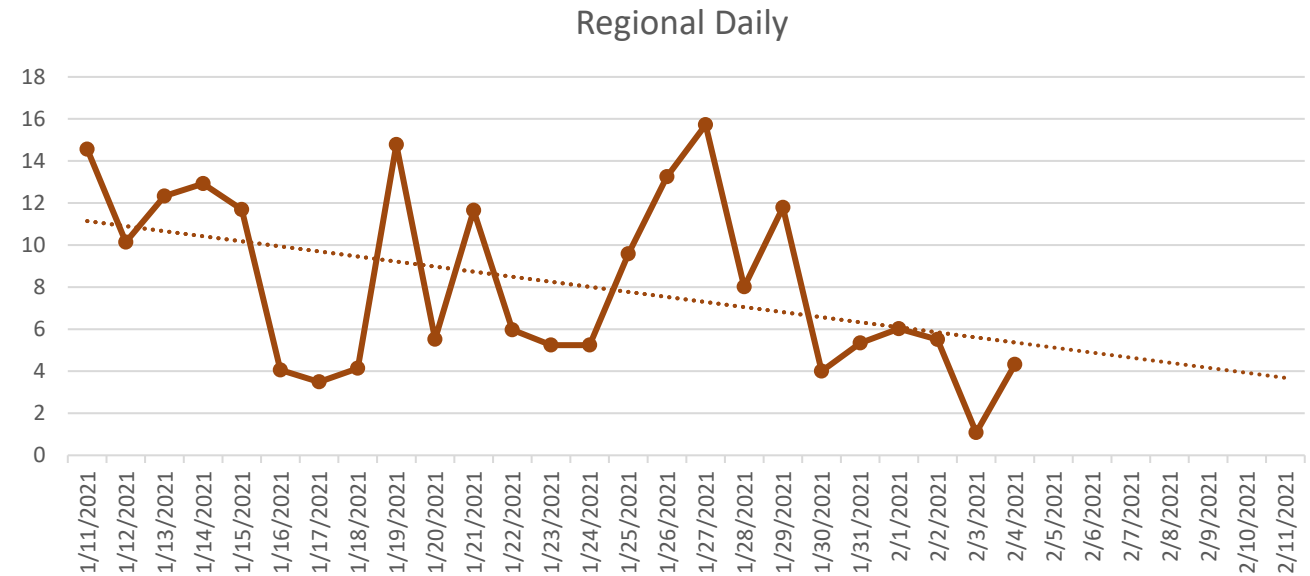
Daily Cases Reported in the Region

- Daily reported cases starting with ten days after New Years Day
- We continue to see a steady decrease in the daily number of cases reported.
- A large drop (though not statistically significant) in the number of reported cases was caused by the closure of testing sites due to the winter storm.
- We expect to see a correction in the form of higher daily cases as these cases are identified and reported.
- This correction plus the potential positive cases from gathering during the Super Bowl may result in multiple days of above average number of cases for the next two weeks.



Simple Forecast

- Daily reported cases starting with ten days after New Years Day
- There is a steady downward trend
- Pre-Thanksgiving daily cases reported are projected to be sustained by mid-February
- Winter storm correction and Super Bowl cases will affect this forecast



HASD daily attendance rates

		Jan. 25	Jan. 26	Jan. 27	Jan. 28	Jan. 29	Feb. 1	Feb. 2	Feb. 3
HS	901 Total	87	69	88	84	93	31	32	23
	%	87.2%	89.9%	87.1%	87.7%	86.3%	95.4%	95.3%	96.6%
MS	902 Total	65	43	38	45	52	65	66	60
	%	86.8%	91.2%	92.3%	90.8%	89.4%	86.8%	86.6%	87.8%
Perry	904 Total	27	16	17	15	28	23	36	26
	%	91.9%	95.2%	94.9%	95.5%	91.6%	93.1%	89.2%	92.2%
Tilden	906 Total	46	29	40	39	52	45	92	49
	%	91.1%	94.4%	92.3%	92.5%	90.0%	91.3%	82.2%	90.5%
Total All Buildings		225	157	183	183	225	164	226	158
%		88.9%	92.2%	90.9%	90.9%	88.9%	91.9%	88.8%	92.2%

Total Employees		26	30	26	28	35	21	19	23
	%	92%	90%	92%	91%	89%	93%	94%	93%

Secondary Virtual

Perry/Secondary Virtual

Snow - Virtual

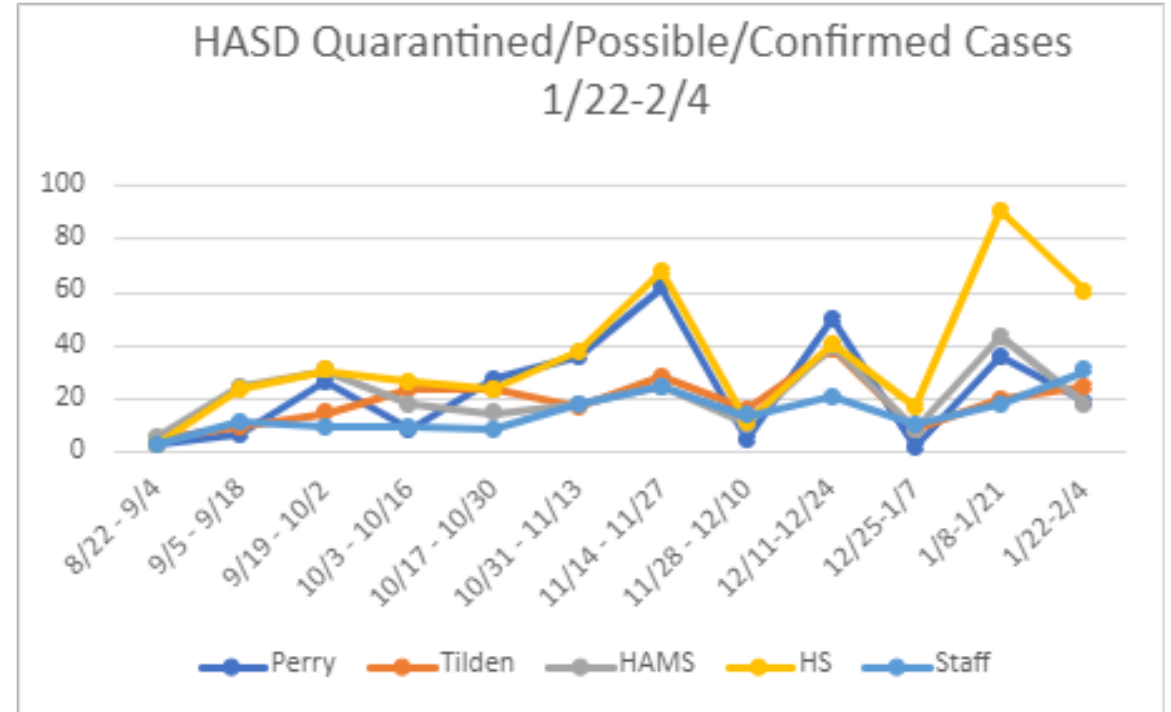
Students required to quarantine are included in the overall numbers for absences

As of 2/5/21

#KeepKidsLearning

Contact Tracing

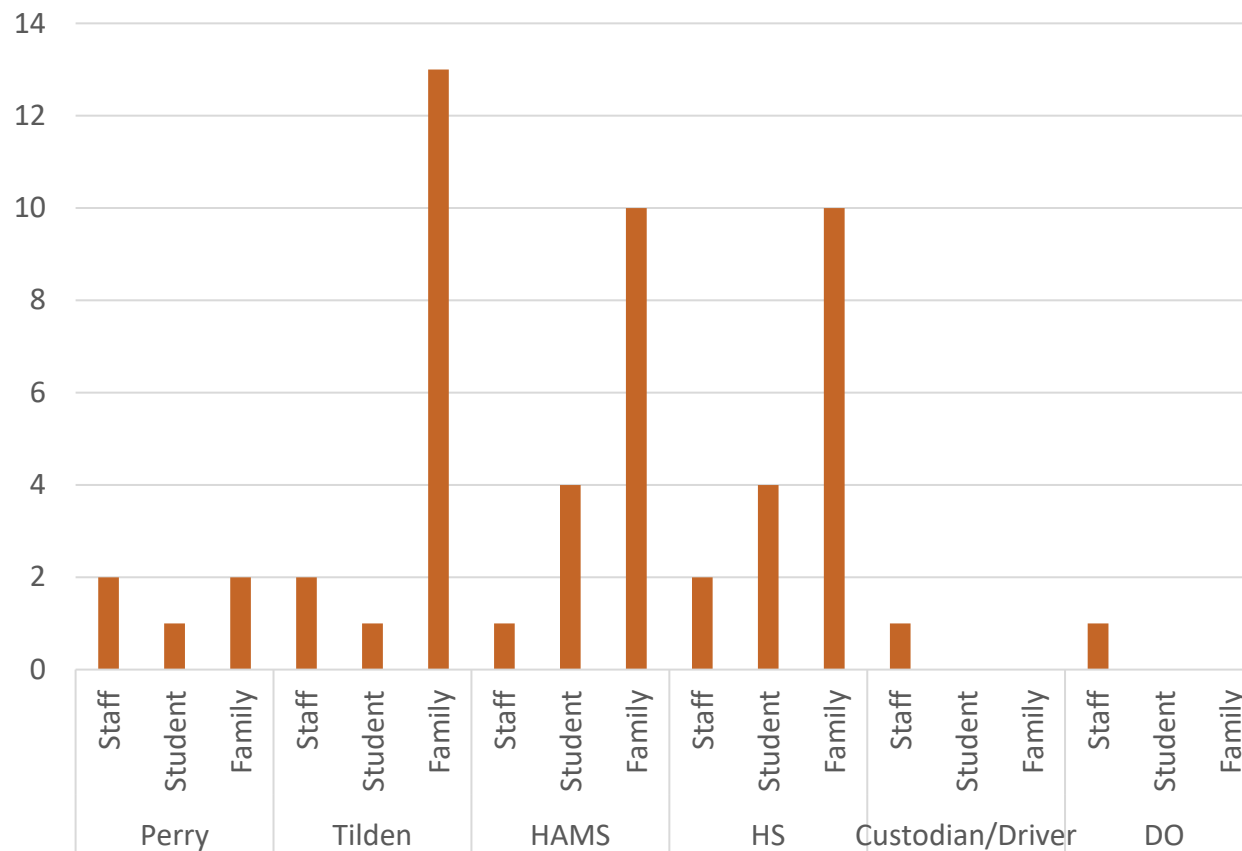
- 154 cases tracked over the most recent 14-day period. This is a decrease of 55 cases from the previous period.
- 19 positive cases were reported for staff and students throughout the district. This is a decrease of 7 cases from the previous period.
- Staff cases traced are increasing due to spouse or cohort work group who are reporting symptoms or a positive test.
- Tilden cases traced are increasing due to families reporting symptoms or positive cases within the home.



Positive Cases Breakdown

- Department of Health guidance to reduce live learning
 - > 2 cases **within the building** for buildings with less than 500 people (Perry)
 - ≥ 4 cases **within the building** for buildings with greater than 500 people (Tilden, Middle School, High School)
 - Recommended 3-7 days reduced live learning
- Known Positive Cases in the School since January 22
 - Perry Elementary – 3
 - Virtual learning 1/26 -2/3
 - Tilden Elementary – 3
 - Middle School – 5
 - Virtual learning continued through 2/3
 - High School – 6
 - Virtual learning continued through 2/3
- 14-day count reset as per PDE requirements on 2/3 for return on 2/4.

Number of Students and Staff Affected by a Positive Case Jan 22- Feb 4



KEY CDC mitigation strategies

- 5 key mitigation strategies: PLUS 1
- **Do not come to work/school if sick or close contact with a positive case.**
 - Consistent and correct use of masks
 - Social distancing to the largest extent possible
 - Hand hygiene and respiratory etiquette
 - Cleaning and disinfection
 - Contact tracing in collaboration with local health department – The graph demonstrates the detailed ability of HASD to track current C19 situations